








M40 Multi Gas Monitor Instructions

- Power on the unit by pressing and holding the  button for 1 second.
- Allow the unit to complete the 20 second countdown
- Press the  button once to access the zero/calibrate mode.
- Press the  button to start the zeroing process.
- Press the  button to display the peaks mode.
- Press the  button to clear the peaks.
- Press the  button and the unit is ready to use.
- When testing is complete the unit can be shut down by pressing and holding the  button for 5 seconds.